

BROEN-LAB

Drejervaenget 2, 5610 Assens, Denmark

Phone: +45 6376 6376

E-mail: lab@broen-lab.com

Web : broen-lab.com



















FITTINGS FOR WATER

BASIC range

99B0055 Rev. 3 - 07.03.2024

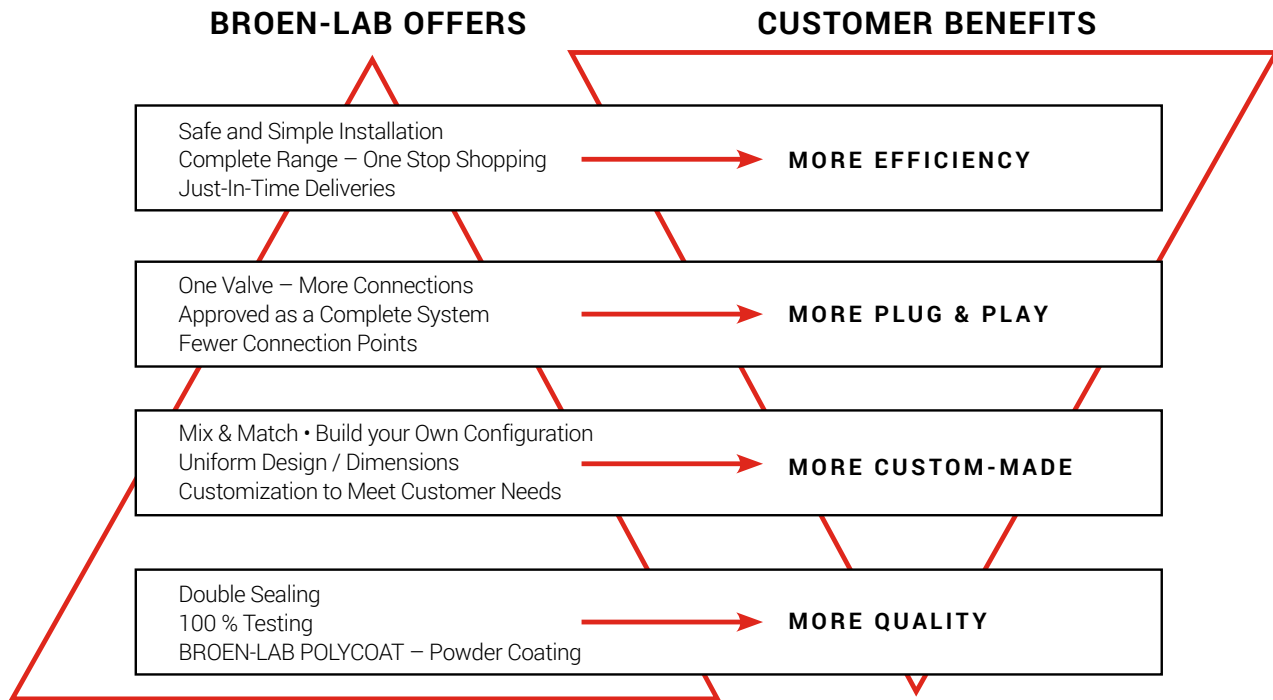
TABLE OF CONTENTS

BROEN-LAB UniFlex™					Page 3
Configuration overview					Page 4
					
Bench mounted fitting with swivel spout <i>Page 6</i>	Bench mounted fitting on a column <i>Page 7</i>	Bench mounted two valve fitting on a U-shaped column <i>Page 7</i>	Bench mounted two valve fitting on a T-shaped column <i>Page 9</i>	Bench mounted fitting on a column with swivel spout <i>Page 10</i>	
					
Bench mounted three valve fitting <i>Page 11</i>	Wall mounted fitting with 90° valve <i>Page 12</i>	Wall mounted fitting with 90° valve <i>Page 13</i>	Wall mounted fitting with straight valve <i>Page 14</i>	Bench mounted two handle one hole mixer with swivel spout <i>Page 15</i>	
					
Suspended two valve fitting <i>Page 16</i>	Bench mounted one handle mixer <i>Page 17</i>	Bench mounted one handle mixer with hand shower <i>Page 18</i>	Wall mounted one handle mixer <i>Page 19</i>	Bench mounted one handle mixer <i>Page 20</i>	
	Wall mounted two handle two hole mixer with swivel spout <i>Page 21</i>				
BROEN-LAB UniFlex™ hoses for water					Page 22
Headworks					Page 24
Accessories					Page 25
Ordering information					Page 28

BROEN-LAB UNIFLEX™

THIS IS BROEN-LAB UNIFLEX™

BROEN-LAB UniFlex™ line offers high quality and durability combined with the complete program, which adds up to low LCC (Life Cycle Costs).



The operation and the configuration of the BROEN-LAB UniFlex™ fittings are highly adapted to the requirements of modern laboratories in the educational sector.

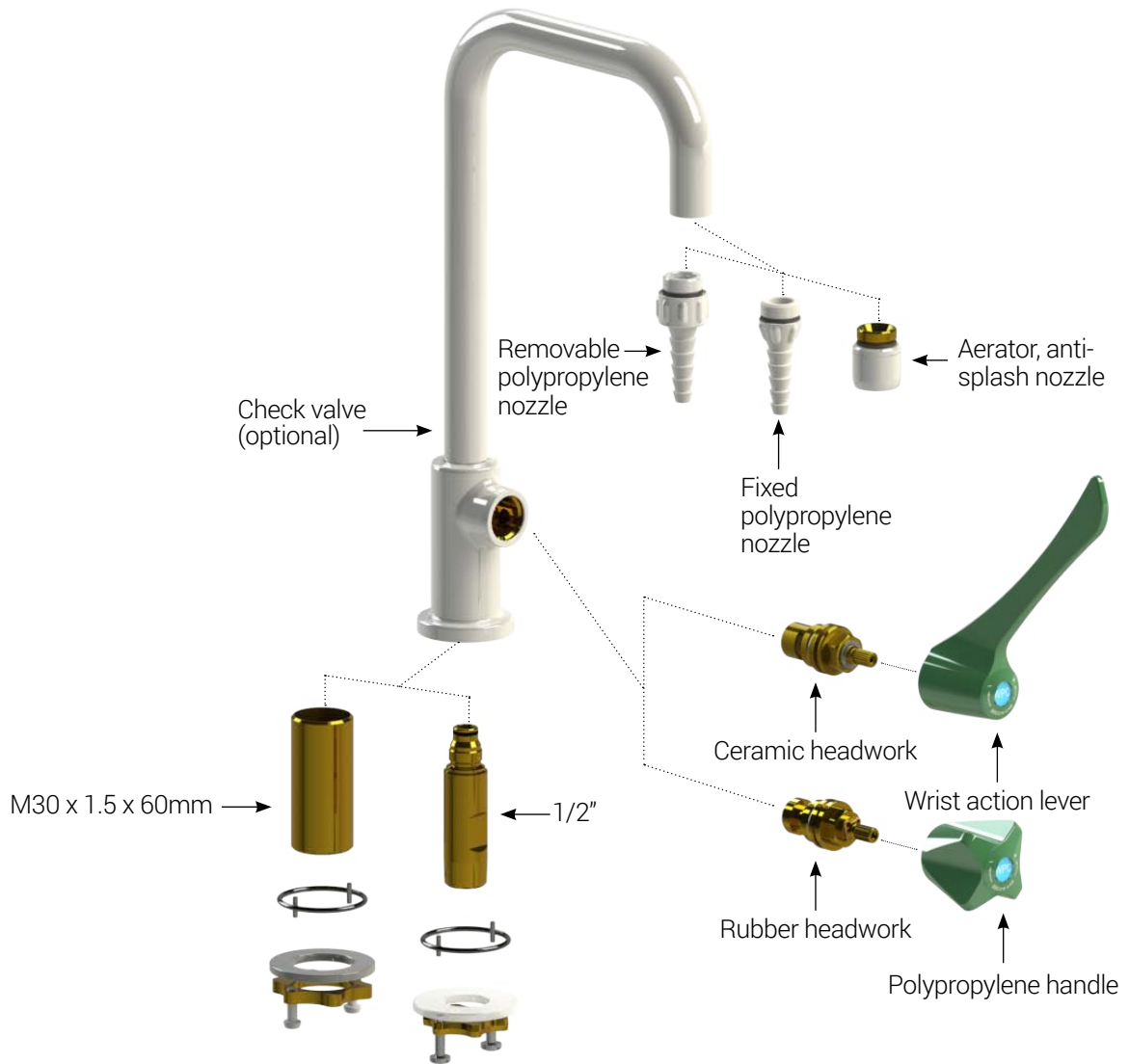
The fittings are manufactured of the highest quality materials. The surface of laboratory fittings is treated with BROEN-LAB POLYCOAT powder coating, which makes the surface highly resistant to most chemicals, UV fading and heat.

Most BROEN-LAB UniFlex™ fittings for water are as a standard delivered with a fixed polypropylene hose nozzle and a polypropylene handle. As an option it is possible to get water fittings with an integrated check valve, which prevents backflow. The fittings are delivered with easy-to-mount anti-rotational mounting kit.


THIS IS BROEN-LAB UNIFLEX™

BROEN-LAB UniFlex™ is a unique and patented connection, which allows customers to choose from various connection methods, such as hoses, CU, PEX or Stainless Steel pipes, without changing the valve itself. It provides unique flexibility, not only for the installer, but also for the end-user. Due to the flexibility of the system, the quick installation and savings on fittings, this system offers lower TIC (Total Installed Costs).

PRODUCT OVERVIEW
WATER TAP




Optional hoses to add



PRODUCT OVERVIEW
WATER MIXER



Optional hoses to add



BENCH MOUNTED FITTING WITH SWIVEL SPOUT

Specifications

Handle: Polypropylene, with media indication according to EN13792
 Spout: Full swivel action
 Hose nozzle: Fixed Polypropylene (can be unscrewed by hand, thread: male M19x1)
 Headwork: Rubber (wrist action lever: ceramic)
 Opening/closing function: 2 x 360° (wrist action lever: 90°)
 Temperature range: 0 - 65°C
 Max. working pressure: 10 bar / 147 psi
 Test pressure: 1 x working pressure
 Weight: 1.4 kg

Materials with media contact

Metals: Brass
 Plastics: PP
 Sealing: EPDM
 Lubricant: Silicone based
 Ceramics: Al₂O₃ 96% (wrist action lever only)

Ordering information

For standard configuration please refer to the item numbers below.

Other options:

- aerator
- removable polypropylene hose nozzle
- integrated non-return valve
- fixed spout (rear, left or right)
- alternative hose inlet connection / without a hose
- other inlet options (type, length)
- national approvals
- WPH (Water Potable Hot)
- WNH (Water Non-Potable Hot)



Configuration options

Choose handle and standout length

	S = 150 mm	S = 200 mm	S = 250 mm	S = 300 mm
Polypropylene handle	2534 008 10XX - YY	2534 084 10XX - YY	2534 085 10XX - YY	2534 086 10XX - YY
Wrist lever	2534 087 10XX - YY	2534 088 10XX - YY	2534 089 10XX - YY	2534 083 10XX - YY

Replace **XX** with one of these media types:



01 • Potable water, cold



02 • Potable water, hot



07 • Non-potable water, cold



08 • Non-potable water, hot

BENCH MOUNTED FITTING ON A COLUMN

Specifications

Handle: Polypropylene, with media indication according to EN13792
 Hose nozzle: Fixed polypropylene (can be unscrewed by hand, thread: male M19x1)
 Headwork: Rubber (wrist action lever: ceramic)
 Opening/closing function: 2 x 360° (wrist action lever: 90°)
 Temperature range: 0-65°C
 Max. working pressure: 10 bar / 147 psi
 Test pressure: 1 x working pressure
 Weight: 1.5 kg

Materials with media contact

Metals: Brass
 Plastics: PP
 Sealing: EPDM
 Lubricant: Silicone based
 Ceramics: Al₂O₃ 96% (wrist action lever only)

Ordering information

For standard configuration please refer to the item numbers below.

Other options:

- aerator
- removable polypropylene hose nozzle
- integrated non-return valve
- alternative hose inlet connection / without a hose
- other inlet options (type, length)
- national approvals
- WPH (Water Potable Hot)
- WNH (Water Non-Potable Hot)



Configuration options

Choose handle and standout length

	S = 150 mm	S = 200 mm
Polypropylene handle	2533 085 10XX - YY	2533 097 10XX - YY
Wrist lever	2533 095 10XX - YY	2533 147 10XX - YY

Replace **XX** with one of these media types:



01 • Potable water, cold



02 • Potable water, hot



07 • Non-potable water, cold



08 • Non-potable water, hot

BENCH MOUNTED TWO VALVE FITTING ON A U-SHAPED COLUMN

Specifications

Handle: Polypropylene, with media indication according to EN13792
 Hose nozzle: Fixed Polypropylene (can be unscrewed by hand, thread: male M19x1)
 Headwork: Rubber (wrist action lever: ceramic)
 Opening/closing function: 2 x 360° (wrist action lever: 90°)
 Temperature range: 0-65°C
 Max. working pressure: 10 bar / 147 psi
 Test pressure: 1 x working pressure
 Weight: 2.5 kg

Materials with media contact


Metals: Brass
 Plastics: PP
 Sealing: EPDM
 Lubricant: Silicone based
 Ceramics: Al₂O₃ 96% (wrist action lever only)

Ordering information

For standard configuration please refer to the item numbers below.

Other options:

- aerator
- removable polypropylene hose nozzle
- integrated non-return valve
- alternative hose inlet connection / without a hose
- other inlet options (type, length)
- national approvals
- WPH (Water Potable Hot)
- WNH (Water Non-Potable Hot)



Configuration options

Choose handle and standout length

	S = 150 mm	S = 200 mm
Polypropylene handle	2533 086 10XX - YY	2533 149 10XX - YY
Wrist lever	2533 148 10XX - YY	2533 150 10XX - YY

Replace **XX** with one of these media types:



01 • Potable water, cold



02 • Potable water, hot



07 • Non-potable water, cold



08 • Non-potable water, hot

BENCH MOUNTED TWO VALVE FITTING ON A T-SHAPED COLUMN

Specifications

Handle: Polypropylene, with media indication according to EN13792
 Hose nozzle: Fixed polypropylene (can be unscrewed by hand, thread: male M19x1)
 Headwork: Rubber (wrist action lever: ceramic)
 Opening/closing function: 2 x 360° (wrist action lever: 90°)
 Temperature range: 0-65°C
 Max. working pressure: 10 bar / 147 psi
 Test pressure: 1 x working pressure
 Weight: 2.3 kg

Materials with media contact

Metals: Brass
 Plastics: PP
 Sealing: EPDM
 Lubricant: Silicone based
 Ceramics: Al₂O₃ 96% (wrist action lever)

Ordering information

For standard configuration please refer to the item numbers below.

Other options:

- aerator
- removable polypropylene hose nozzle
- integrated non-return valve
- alternative hose inlet connection / without a hose
- other inlet options (type, length)
- national approvals
- WPH (Water Potable Hot)
- WNH (Water Non-Potable Hot)



Configuration options

Choose handle and standout length

	S = 300 mm	S = 400 mm
Polypropylene handle	2533 087 10XX - YY	2533 130 10XX - YY
Wrist lever	2533 151 10XX - YY	2533 152 10XX - YY

Replace **XX** with one of these media types:



01 • Potable water, cold



02 • Potable water, hot



07 • Non-potable water, cold



08 • Non-potable water, hot

BENCH MOUNTED FITTING ON A COLOUMN WITH SWIVEL SPOUT

Specifications

Handle: Polypropylene, with media indication according to EN13792
 Spout: Full swivel action
 Hose nozzle:
 U-shape • fixed polypropylene (can be unscrewed by hand)
 S-shape • removable polypropylene
 Headwork: Rubber (wrist action lever: ceramic)
 Opening/closing function: 2 x 360° (wrist action lever: 90°)
 Temperature range: 0-65°C
 Max. working pressure: 10 bar / 147 psi
 Test pressure: 1 x working pressure
 Weight: 2 kg

Materials with media contact


Metals: Brass
 Plastics: PP, SPX (hose)
 Sealing: EPDM
 Lubricant: Silicone based
 Ceramics: Al₂O₃ 96% (wrist action lever)

Ordering information

For standard configuration please refer to the item numbers below.

Other options:

- aerator
- removable polypropylene hose nozzle (U-shape)
- wrist action lever
- integrated non-return valve
- T = 200mm
- alternative hose inlet connection / without a hose
- other inlet options (type, length)
- national approvals
- WPH (Water Potable Hot)
- WNH (Water Non-Potable Hot)



U-shape with plastic handle and removable nozzle



S-shape with plastic handle and removable nozzle

Configuration options

Choose handle and standout length

	S = 150 mm	S = 200 mm
U-shape	2533 141 10XX - YY	2533 142 10XX - YY
S-shape	2533 143 10XX - YY	2533 144 10XX - YY

Replace **XX** with one of these media types:



01 • Potable water, cold



02 • Potable water, hot



07 • Non-potable water, cold



08 • Non-potable water, hot

BENCH MOUNTED THREE VALVE FITTING

Specifications

Handle: Polypropylene, with media indication according to EN13792
 Spout: Full swivel action
 Hose nozzle: Fixed polypropylene (can be unscrewed by hand from angle valves, thread: male M19x1)
 Headwork: Rubber (wrist action lever: ceramic)
 Opening/closing function: 2 x 360° (wrist action lever: 90°)
 Temperature range: 0-65°C
 Max. working pressure: 10 bar / 147 psi
 Test pressure: 1 x working pressure
 Weight: 3 kg

Materials with media contact


Metals: Brass
 Plastics: PP, SPX (hose)
 Sealing: EPDM
 Lubricant: Silicone based
 Ceramics: Al₂O₃ 96% (wrist action lever only)
 Solder: DIN L-Ag55:Sn

Ordering information

For standard configuration please refer to the item numbers below.

Other options:

- aerator
- removable polypropylene hose nozzle
- integrated non-return valve
- alternative hose inlet connection / without a hose
- other inlet options (type, length)
- national approvals
- WPH (Water Potable Hot)
- WNH (Water Non-Potable Hot)



Configuration options

Choose handle and standout length

	S = 150 mm
Polypropylene handle	2533 094 10XX - YY
Wrist lever	2533 096 10XX - YY

Replace **XX** with one of these media types:



01 • Potable water, cold



02 • Potable water, hot



07 • Non-potable water, cold



08 • Non-potable water, hot

WALL MOUNTED FITTING WITH 90° VALVE

Specifications

Handle: Polypropylene, with media indication according to EN13792
 Hose nozzle: Fixed polypropylene (can be unscrewed by hand, thread: male M19x1)
 Headwork: Rubber (wrist action lever: ceramic)
 Opening/closing function: 2 x 360° (wrist action lever: 90°)
 Temperature range: 0-65°C
 Max. working pressure: 10 bar / 147 psi
 Test pressure: 1 x working pressure
 Weight: 1.0 kg

Materials with media contact

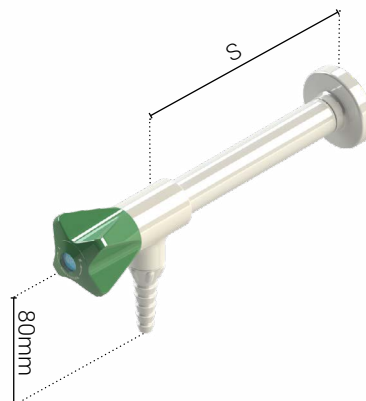
Metals: Brass
 Plastics: PP
 Sealing: EPDM
 Lubricant: Silicone based
 Ceramics: Al₂O₃ 96% (wrist action lever only)

Ordering information

For standard configuration please refer to the item numbers below.

Other options:

- aerator
- removable polypropylene hose nozzle
- integrated non-return valve
- alternative hose inlet connection / without a hose
- other inlet options (type, length)
- national approvals
- WPH (Water Potable Hot)
- WNH (Water Non-Potable Hot)



Configuration options

Choose handle and stand out length

	S = 150 mm	S = 200 mm
Polypropylene handle	2533 136 10XX - YY	2533 137 10XX - YY
Wrist lever	2533 138 10XX - YY	2533 139 10XX - YY

Replace **XX** with one of these media types:



01 • Potable water, cold



02 • Potable water, hot



07 • Non-potable water, cold



08 • Non-potable water, hot

WALL MOUNTED FITTING WITH 90° VALVE

Specifications

Handle: Polypropylene, with media indication according to EN13792
 Hose nozzle: Fixed polypropylene (can be unscrewed by hand, thread: male M19x1)
 Headwork: Rubber
 Opening/closing function: 2 x 360°
 Temperature range: 0-65°C
 Max. working pressure: 10 bar / 147 psi
 Test pressure: 1 x working pressure
 Weight: 0.5 kg

Materials with media contact

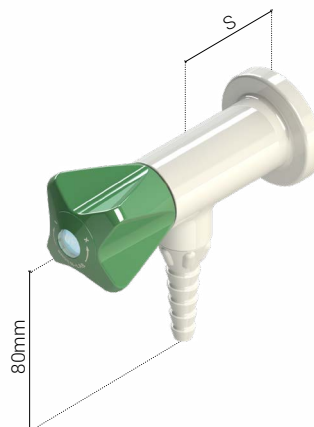
Metals: Brass
 Plastics: PP
 Sealing: EPDM
 Lubricant: Silicone based

Ordering information

For standard configuration please refer to the item numbers below.

Other options:

- aerator
- removable polypropylene hose nozzle
- wrist action lever
- alternative hose inlet connection / without a hose
- other inlet options (type, length)
- national approvals
- WPH (Water Potable Hot)
- WNH (Water Non-potable Hot)



Configuration options

Choose standout length

	S = 50mm	S = 70mm
Polypropylene handle	2530 317 10XX - YY	2530 315 10XX - YY

Replace **XX** with one of these media types:



01 • Potable water, cold



02 • Potable water, hot



07 • Non-potable water, cold



08 • Non-potable water, hot

WALL MOUNTED FITTING WITH STRAIGHT VALVE

Specifications

Handle: Polypropylene, with media indication according to EN13792

Hose nozzle: Fixed polypropylene (can be unscrewed by hand, thread: male M19x1)

Headwork: Rubber

Opening/closing function: 2 x 360°

Temperature range: 0-65°C

Max. working pressure: 10 bar / 147 psi

Test pressure: 1 x working pressure

Weight: 0.5 kg

Materials with media contact

Metals: Brass

Plastics: PP

Sealing: EPDM

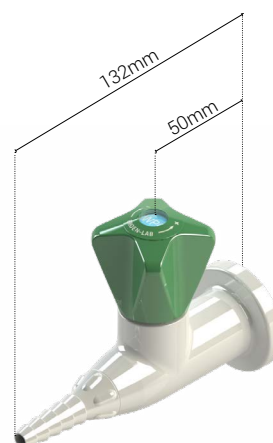
Lubricant: Silicone based

Ordering information

For standard configuration please refer to the item numbers below.

Other options:

- aerator
- removable polypropylene hose nozzle
- wrist action lever
- alternative hose inlet connection / without a hose
- other inlet options (type, length)
- national approvals
- WPH (Water Potable Hot)
- WNH (Water Non-potable Hot)



Configuration options

	S = 50mm
Polypropylene handle	2532 199 10XX - YY

Replace **XX** with one of these media types:



01 • Potable water, cold



02 • Potable water, hot



07 • Non-potable water, cold



08 • Non-potable water, hot

BENCH MOUNTED TWO HANDLE ONE HOLE MIXER WITH SWIVEL SPOUT

Specifications

Handle: Polypropylene, with media indication according to EN13792
 Spout: Full swivel action
 Hose nozzle: Fixed polypropylene (can be unscrewed by hand, thread: male M19x1)
 Headwork: Rubber (wrist action lever: ceramic)
 Opening/closing function: 2 x 360° (wrist action lever: 90°)
 Temperature range: 0-65°C
 Max. working pressure: 10 bar / 147 psi
 Test pressure: 1 x working pressure
 Weight: 1.8 kg

Materials with media contact

Metals: Brass
 Plastics: PP
 Sealing: EPDM
 Lubricant: Silicone based
 Ceramics: Al₂O₃ 96% (wrist action lever only)

Ordering information

For standard configuration please refer to the item numbers below.

Other options:

- aerator
- removable polypropylene hose nozzle
- integrated non-return valve
- fixed spout
- alternative hose inlet connection / without a hose
- OD 10mm CU-pipes
- other inlet options
- national approvals



Configuration options

Choose handle and stand out lenght

	S = 150 mm	S = 200 mm	S = 250 mm	S = 300 mm
Polypropylene handle	2536 039 10XX - YY	2536 045 10XX - YY	2536 046 10XX - YY	2536 047 10XX - YY
Wrist lever	2536 041 10XX - YY	2536 048 10XX - YY	2536 049 10XX - YY	2536 050 10XX - YY

Replace **XX** with one of these media types:



39 • Water potable (WPC /WPH)



40 • Water non-potable (WNC /WNH)

SUSPENDED TWO VALVE FITTING

Specifications

Handle: Polypropylene, with media indication according to EN13792

Hose nozzle: Fixed polypropylene (can be unscrewed by hand, thread: male M19x1)

Headwork: Rubber

Opening/closing function: 2 x 360°

Temperature range: 0-65°C

Max. working pressure: 10 bar / 147 psi

Test pressure: 1 x working pressure

Weight: 2.5 kg

Materials with media contact

Metals: Brass

Plastics: PP

Sealing: EPDM

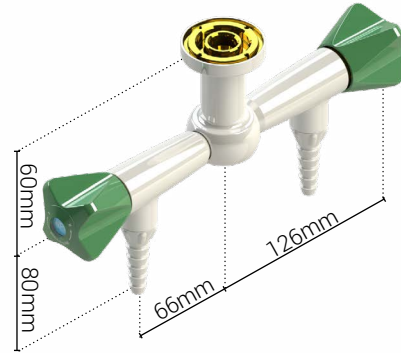
Lubricant: Silicone based

Ordering information

For standard configuration please refer to the item numbers below.

Other options:

- aerator
- removable polypropylene hose nozzle
- wrist action lever
- models with single valve, 2 valves in 90° and 4 valves
- alternative hose inlet connection / without a hose
- other inlet options (type, length)
- national approvals
- WPH (Water Potable Hot)
- WNH (Water Non-potable Hot)



Configuration options

	2-way 180° valve
Polypropylene handle	2530 064 10XX - YY

Replace **XX** with one of these media types:



01 • Potable water, cold



02 • Potable water, hot



07 • Non-potable water, cold



08 • Non-potable water, hot

BENCH MOUNTED ONE HANDLE MIXER

Specifications

Handle: Metal, BROEN-LAB POLYCOAT powder coated
 Spout: Swivel action
 Hose nozzle: Aerator
 Cartridge: Ceramic (temperature and flow regulation type)
 Opening/closing function: 25°, mixing function: ±45°
 Temperature range: 0 - 90°C
 Max. working pressure: 10 bar / 147 psi
 Test pressure: 1 x working pressure
 Weight: 2.4 kg

Materials with media contact

Metals: Brass
 Plastics: POM, PTFE
 Sealing: EPDM
 Lubricant: Silicone based
 Ceramics: Al₂O₃ 96%

Ordering information

For standard configuration please refer to the item numbers below.


Other options:

- integrated non-return valve
- removable and fixed hose nozzles
- flow restrictor (5 l/min)
- alternative hose inlet connections
- OD 10mm CU-pipes



Configuration options

Choose standout length

	S = 150 mm	S = 200 mm	S = 250 mm	S = 300 mm
	2535 038 1035 - YY	2535 039 1035 - YY	2535 040 1035 - YY	2535 041 1035 - YY

BENCH MOUNTED ONE HANDLE MIXER WITH HAND SHOWER

Specifications

Handle: Metal, BROEN-LAB POLYCOAT powder coated
 Spout: Swivel action
 Hose nozzle: Aerator
 Cartridge: Ceramic (temperature and flow regulation type)
 Opening/closing function: 25°, mixing function: ±45°
 Temperature range: 0 - 90°C
 Max. working pressure: 10 bar / 147 psi
 Test pressure: 1 x working pressure
 Weight: 3.0 kg

Materials with media contact

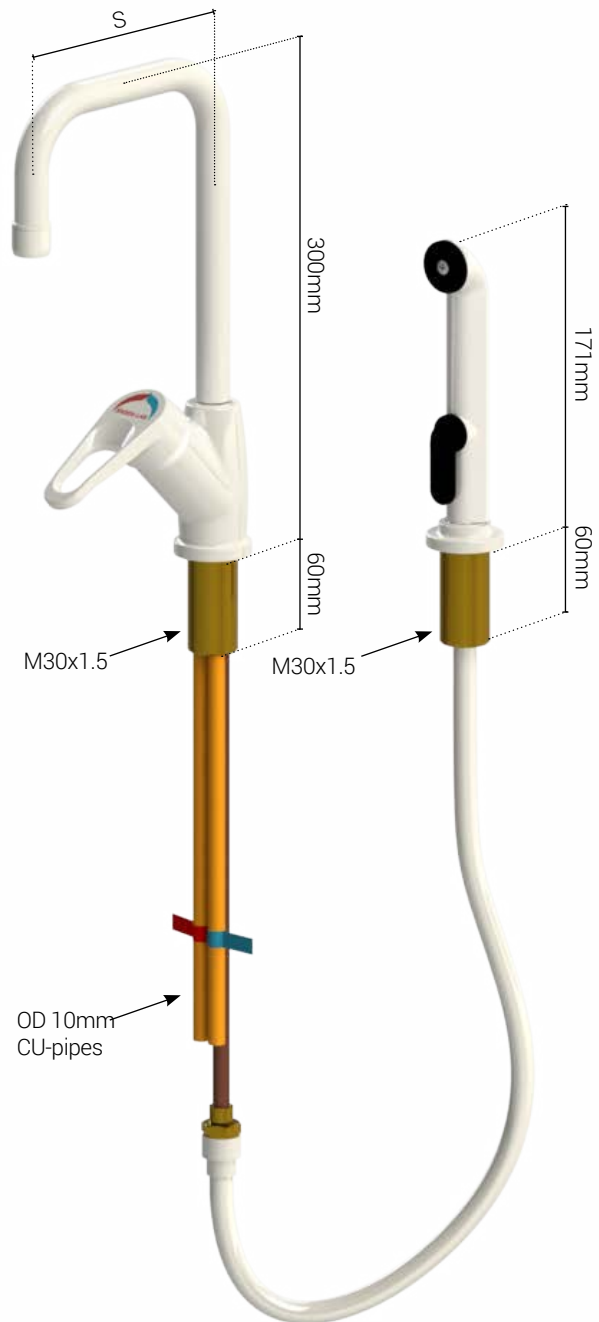
Metals: Brass
 Plastics: POM, PTFE, SPX (hose), ABS
 Sealing: EPDM
 Lubricant: Silicone based
 Ceramics: Al₂O₃ 96%

Ordering information

For standard configuration please refer to the item numbers below.


Other options:

- integrated non-return valve
- removable and fixed hose nozzles
- flow restrictor (5 l/min)



Configuration options

Choose standout length

	S = 150 mm	S = 200 mm	S = 250 mm	S = 300 mm
	2535 042 1035-52C	2535 043 1035-52C	2535 044 1035-52C	2535 045 1035-52C

WALL MOUNTED ONE HANDLE MIXER

Specifications

Handle: Metal, BROEN-LAB POLYCOAT powder coated
 Spout: Swivel action
 Hose nozzle: Aerator
 Cartridge: Ceramic (temperature and flow limiting type)
 Opening/closing function: 25°, mixing function: ±45°
 Temperature range: 0 - 90°C
 Max. working pressure: 10 bar / 147 psi
 Test pressure: 1 x working pressure
 Inlets: Eccentric couplings with male G1/2"
 Weight: 1.5 kg

Materials with media contact

Metals: Brass
 Plastics: POM, PTFE
 Sealing: EPDM
 Lubricant: Silicone based
 Ceramics: Al₂O₃ 96%
 Ordering information
 For standard configuration please refer to the item numbers below.

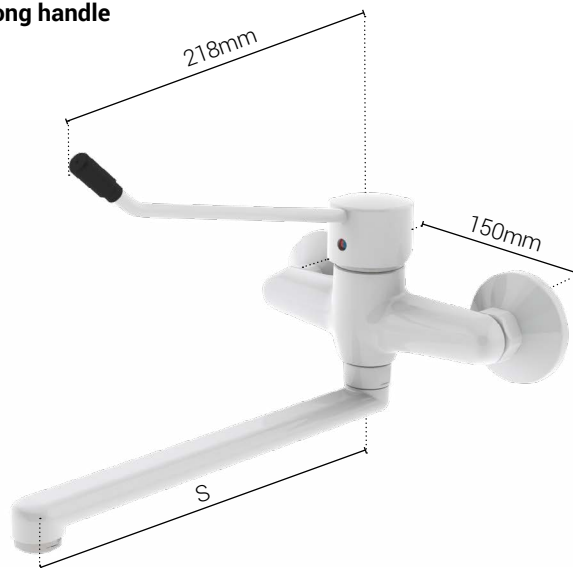
Ordering information

For standard configuration please refer to the item numbers below.

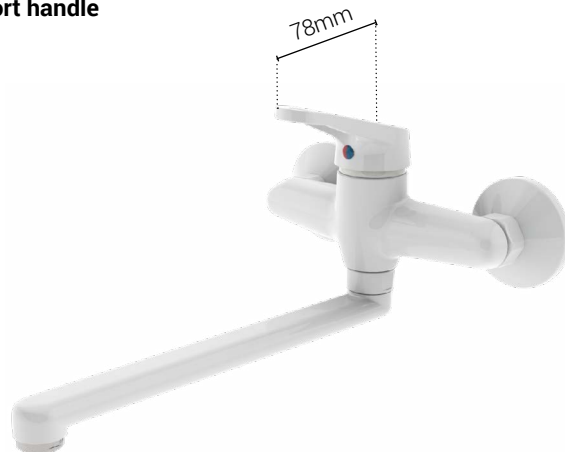
Other options:

- removable hose nozzle
- bench mounted model
- different inlet connections
 (with BROEN-LAB UniFlex™ rear wall connection, lead-in. etc)

With long handle





With short handle



Configuration options

Choose handle and stand out lenght

		S = 200 mm	S = 250 mm	S = 300 mm
Short handle		2535 010 1035	2535 004 1035	2535 016 1035
Long handle		2535 007 1035	2535 001 1035	2535 013 1035

BENCH MOUNTED ONE HANDLE MIXER

Specifications

Handle: Metal, BROEN-LAB POLYCOAT powder coated
Spout: 110° limited swivel action
Hose nozzle: Removable polypropylene (aerator included)
Cartridge: Ceramic (temperature and flow regulation type)
Opening/closing function: 25°, mixing function: ±45°
Temperature range: 0 - 65°C
Max. working pressure: 10 bar / 147 psi
Weight: 2.8 kg

Materials with media contact

Metals: Brass
Plastics: PP, POM, PTFE, SPX (hose)
Sealing: EPDM
Lubricant: Silicone based
Ceramics: Al₂O₃ 96%

Ordering information


For standard configuration please refer to the item numbers below.

Other options:

- no swivel action
- full swivel action



Configuration options

		S = 200 mm
Long handle		G350318135

WALL MOUNTED TWO HANDLE TWO HOLE MIXER WITH SWIVEL SPOUT

Specifications

Handle: Polypropylene, with media indication according to EN13792
 Hose nozzle: Fixed polypropylene (can be unscrewed by hand, thread: male M19x1)
 Headwork: Rubber
 Opening/closing function: 2 x 360°
 Temperature range: 0-65°C
 Max. working pressure: 10 bar / 147 psi
 Test pressure: 1 x working pressure
 Weight: 1.7 kg

Materials with media contact

Metals: Brass
 Plastics: PP
 Sealing: EPDM
 Lubricant: Silicone based
 Ceramics: Al₂O₃ 96%

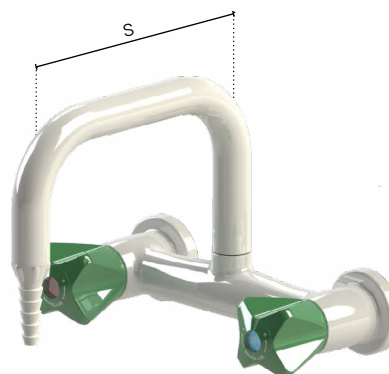
Ordering information

For standard configuration please refer to the item numbers below.

- Other options:
- aerator
- flow restrictor (5 l/min)
- integrated check valve
- fixed spout
- S-spout for wall mounted model
- wrist action lever
- other options for hose inlet connections

For further information please contact your local BROEN-LAB representative.

With U-shape swivel spout



Bench mounted model



Configuration options

Choose handle and standout length

	S = 150 mm	S = 200 mm	S = 250 mm	S = 300 mm
U-shape swivel spout	2536 279 10XX - YY	2536 215 10XX - YY	2536 280 10XX - YY	2536 281 10XX - YY
Bench mounted	2536 274 10XX - YY	2536 214 10XX - YY	2536 275 10XX - YY	2536 276 10XX - YY

Replace **XX** with one of these media types:



39 • Water potable (WPC /WPH)



40 • Water non-potable (WNC /WNH)

BROEN-LAB UNIFLEX™ HOSES FOR WATER

BROEN-LAB UniFlex™ flexible hoses



BROEN-LAB offers BROEN-LAB UniFlex™ hoses as an easy way to make the installation in the laboratory where safety and efficiency are required. BROEN-LAB UniFlex™ hoses are the ideal solution where there is a higher requirement for flexibility. Installation with flexible hoses saves you time and labor • in other words reduced installation costs.

A wide range of fittings and lengths available for BROEN-LAB UniFlex™ hoses enables customers to choose the perfect hose for their application.

BROEN-LAB UniFlex™ hoses for water are manufactured of soft cross-linked polyethylene (SPX), which is approved for use with drinking water and meets all hygienic requirements. From the outside the hose is secured by a Stainless Steel braiding that ensures long service life and durability.

If you still prefer a standard way of installation with Cu, Stainless Steel, or PEX-pipes, BROEN-LAB offers a wide range of connection fittings and adaptors for pipes of different dimensions.

BROEN-LAB UniFlex™ connection fittings and adaptors for CU, Stainless Steel and PEX pipes



The total design of the system must be taken into consideration when selecting the type of BROEN-LAB UniFlex™ flexible hose or pipe for specific media. Only then products will provide safe, trouble-free operation.

Please always check local requirements/regulations regarding installation and maintenance of hoses/flexible pipes!

A very high quality of materials applied for production of hoses and Stainless Steel flexible pipes, which are supplied by BROEN-LAB, and a long-time experience in making installations worldwide, combined with optimal installation conditions, may assure a lifetime for a hose to be more than 10 years. Expected lifetime can only be achieved under normal use and proper installation methods, which are described in technical specifications, i.e. max. working pressure, max. temperature, physical installation methods and other. Any nonconformity to specifications decreases the lifetime of a hose/flexible pipe.

Hose	SPX 93V
Factors*	
Inner hose material with media contact	SPX
Outer hose material / braiding	Stainless Steel AISI 304
Sealing material	EPDM
Inside diameter	8.2 mm
Outside diameter	12 mm
Max. working pressure	10 bar
Max. working temperature	90°C
Min. bending radius (inner)	40 mm
Leakage rate	-
UV resistance	++
Range of connections	+++

93V - BROEN-LAB UNIFLEX™ SPX HOSES FOR WATER

INLET CONNECTIONS 93 V XX XX XXXX

61	3/8" NPT swivel connection	
32	Male G3/8" fixed connection	
31	Male G1/2" fixed connection	
33	Male G3/4" fixed connection	
34	3/8" NPT fixed connection	
35	3/8" NPT swivel connection	
41	Female G3/8" union nut connection	
46	90° Female G3/8" union nut connection	
40	Female G1/2" union nut connection	
45	90° Female G1/2" union nut connection	
42	Female G3/4" union nut connection	
09	OD3/8" connection compression fitting	
10	OD10mm connection for compression fittings	
12	OD12mm connection for compression fittings	
13	OD1/2" connection for compression fittings	
15	OD15mm connection for compression fittings	
65	OD15mm connection for press fittings	
20	Straight BROEN-LAB UniFlex™ connection with EPDM O-ring	
25	45° BROEN-LAB UniFlex™ connection with EPDM O-ring	
30	90° BROEN-LAB UniFlex™ connection with EPDM O-ring	

OUTLET CONNECTIONS 93 V XX XX XXXX


20	Straight BROEN-LAB UniFlex™ connection with EPDM O-ring	
25	45° BROEN-LAB UniFlex™ connection with EPDM O-ring	
30	90° BROEN-LAB UniFlex™ connection with EPDM O-ring	
51	M10x1mm short connection with EPDM O-ring	
Please note: M10 connections can only be used for mixers and multimedia fittings		
52	M10x1mm long connection with EPDM O-ring	
Please note: M10 connections can only be used for mixers and multimedia fittings		
*All O-rings are lubricated with silicone based lubricant		

SPECIFICATIONS

Inner hose material: SPX (soft PEX)
 Braiding: Stainless Steel with one green stripe
 Materials with media contact: SPX, brass, EPDM with silicone based lubricant
 Sealing: EPDM, Aramid fiber/NBR
 Inside diameter: 8.2 mm
 Outside diameter: 12 mm
 Max. working pressure: 10 bar
 Max. working temperature: 90°C
 Bending radius (inner): ≥ 40 mm
 Min. length with connections: 160 mm

LENGTH 93 V XX XX XXXX


SPX hose with braiding in Stainless Steel




Marking for water with Part no. and Media indication

HOSE LENGTHS

Definition of length (L)



Definition of length (L)



If 45° and 90° elbows occur on the same hose, it will as default be mounted in U-form

**Standard lengths of hoses (L):

- 0500** = 500 mm
- 0700** = 700 mm
- 1000** = 1000 mm
- 1200** = 1200 mm
- 1500** = 1500 mm
- 2000** = 2000 mm
- 2500** = 2500 mm
- 3000** = 3000 mm

Length tolerance of hoses:
 L = ≤400 mm (-0, +10 mm)
 L = 401 mm to 1000 mm (-0, +20 mm)
 L = >1000 mm (-0, +30 mm)

** Other lengths are available on request

EXAMPLE OF HOSE CONFIGURATION

1200 mm hose with OD 12 mm inlet connection and straight UniFlex™ outlet connection



93V12201200

RUBBER HEADWORK

Specifications

BROEN-LAB UniFlex™ water fittings with polypropylene handles are delivered with rubber headworks.

Water fittings with rubber headwork offer quick and precise adjustment and a long service life.

Opening/closing function: 2 x 360° turn

Media: Hot/cold water

Temperature range: Please refer to the individual fitting

Max. working pressure: 10 bar / 147 psi

Materials with media contact

Metals: Brass

Sealing: EPDM

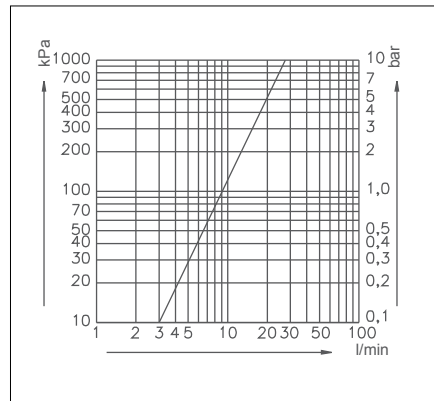
Lubricant: Silicone based

Ordering information

Rubber headwork

No. 1977000

Flow Chart



← Rubber headwork

CERAMIC HEADWORK

Specifications

BROEN-LAB UniFlex™ water fittings with wrist action lever are delivered with a ceramic 90° turn headwork.

Opening/closing function: 90° turn

Media: Hot/cold water

Temperature range: Maximum 90°C

Max. working pressure: 10 bar / 147 psi

Test pressure: 1 x working pressure

Materials with media contact

Metals: Brass

Sealing: EPDM

Plastics: POM

Lubricant: Silicone based

Ceramics: Al-oxyd 96%

Ordering information

LEFT TURN CLOSING

Ceramic headwork

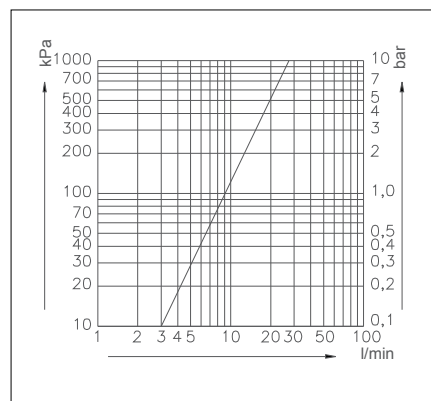
No. 19764000

RIGHT TURN CLOSING

Ceramic headwork

No. 19765000






Flow Chart



← Ceramic headwork

ACCESSORIES

M19x1 - Nozzles and aerators for spouts

 M19x1	Removable nozzle Polypropylene	Fixed nozzle Polypropylene	Aerator	Removable nozzle metal	Fixed nozzle metal
Adaptor	 M19x1 G1/2"	No adaptor needed	 M19x1 M22x1	 M19x1 G1/2"	No adaptor needed
	2539 003 1001		2539 005 1001	2539 007 1001	
Nozzle/Aerator	 G1/2"	 M19x1	 M22	 G1/2"	 M19x1
	2539 004 1001	2539 010 1001	2539 006 1001	2539 008 1001	2539 009 1001


G3/8" - Nozzles and aerators for valves and outlets

 G3/8"	Removable nozzle Polypropylene	Fixed nozzle Polypropylene	Aerator	Removable nozzle metal	Fixed nozzle metal
Adaptor	 G3/8" G1/2"	No adaptor needed	 G3/8" M22x1	 G3/8" G1/2"	No adaptor needed
	2539 048 1001		2539 064 1001	2539 043 1001	
Nozzle/Aerator	 G1/2"	 G3/8"	 M22	 G1/2"	 G3/8"
	2539 004 1001	2539 040 1001	2539 006 1001 Aerator with integrated flow restrictor 5 l/min: 2539 045 1001	2539 008 1001	2539 042 1001

ACCESSORIES

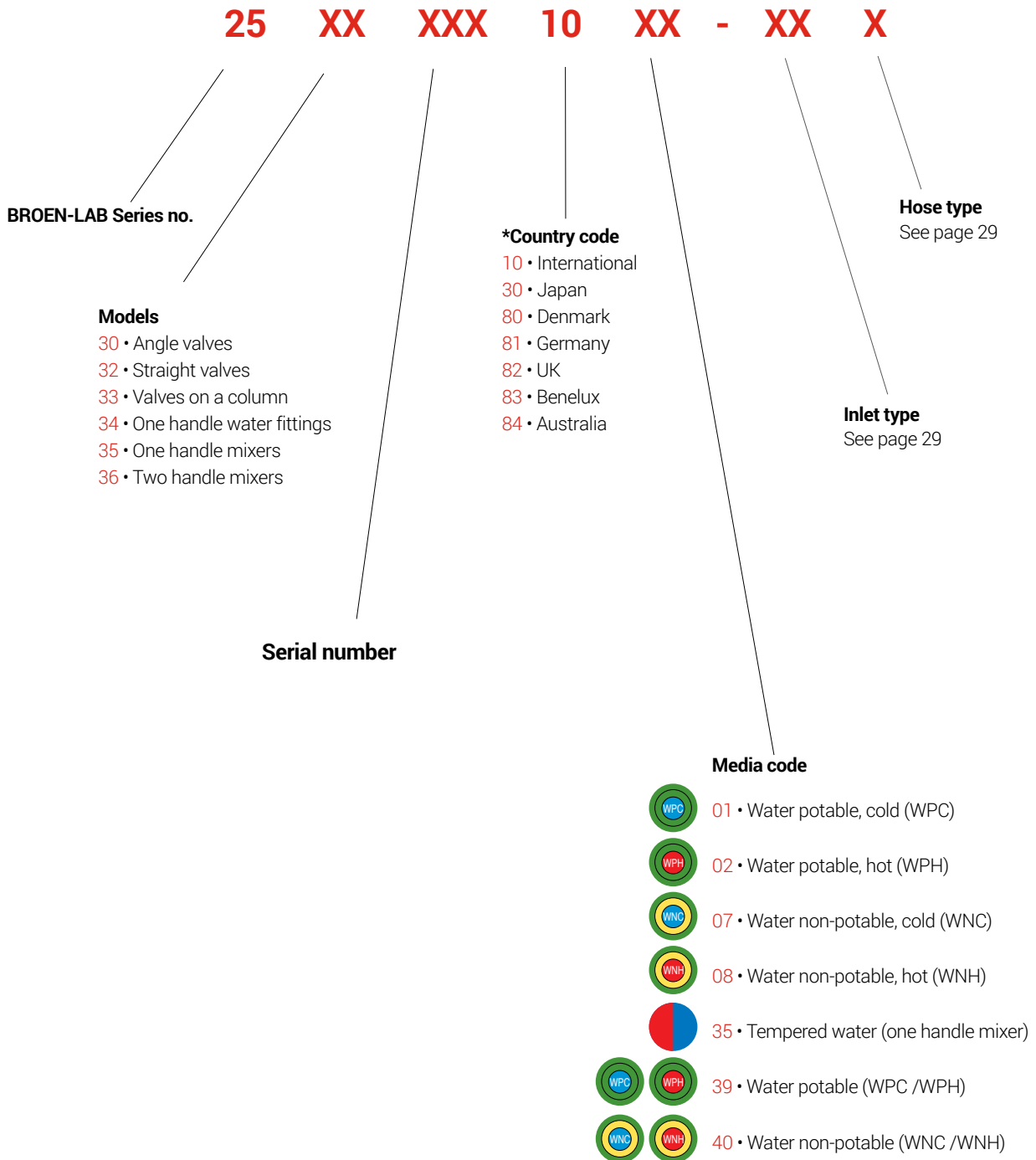
Illustration	Description	BROEN-LAB item no.
	Mounting set for G1/2" connection Mounting set for M30x1.5 connection	19 141 000 19 190 000
	1/2" NPT inlet with female BROEN-LAB UniFlex™ connection (incl. O-ring) L = 30mm L = 60mm L = 90mm	15 502 33V Code -05 15 274 54V Code -14 15 502 46V Code -18
	ISO 228/1-G1/2" inlet with female BROEN-LAB Ø14,7x6,4 connection (incl. o-ring) L = 30mm L = 60mm L = 90mm	15 501 33 Code -02 15 501 12 Code -08 15 501 46 Code -17
	Threaded inlet pipe M30x1.5 L = 30mm L = 60mm L = 90mm	19 190 03 Code -50 19 190 02 Code -52 19 190 04 Code -54
	Wall flange socket (WFS) (for exposed piping)	02 101 300G
	Wall flange socket (WFS) (for built-in installation)	02 101 310
	Cover flange for 02 101 310	14 923 04G
	Metal handle with media indication according to EN 13792	19 150 140 10XX Replace XX with the media on page 29
	Wrist action lever	See sparepart catalogue 99B0108

ACCESSORIES

Illustration	Description	BROEN-LAB item no.
 A technical illustration of a water jet filter pump. The pump is a vertical, cylindrical component with a side inlet. Two dimension lines are shown: one indicating a diameter of 62mm at the top, and another indicating a total height of 212mm from the base to the top of the pump housing.	Water jet filter pump (inlet: union nut G3/4, adapter to female G1/2 is included)	19 199 009

ORDERING INFORMATION

Generally, item number for BROEN-LAB UniFlex™ fittings has the following structure:



For other configuration options please contact your local BROEN-LAB representative.

ORDERING INFORMATION

Number	Inlet design	Drilling template	Number	Inlet design	Drilling template
-05	<p>30mm</p> <p>1/2" NPT - BROEN-LAB UniFlex™</p>	<p>1/2"</p> <p>$[53/64^{+0.002} -0.001]$ Ø21mm</p> <p>$[17/64^{+0.004} -0.001]$ Ø 2.5 x 30mm</p> <p>$[1 27/64^{+0.002} -0.002]$ 36mm ±0.05</p>	-17	<p>90mm</p> <p>G1/2" - Ø14,7x6,4 (EN200 type C)</p>	<p>1/2"</p> <p>$[53/64^{+0.002} -0.001]$ Ø21mm</p> <p>$[17/64^{+0.004} -0.001]$ Ø 2.5 x 30mm</p> <p>$[1 27/64^{+0.002} -0.002]$ 36mm ±0.05</p>
-14	<p>60mm</p> <p>1/2" NPT - BROEN-LAB UniFlex™</p>	<p>1/2"</p> <p>$[53/64^{+0.002} -0.001]$ Ø21mm</p> <p>$[17/64^{+0.004} -0.001]$ Ø 2.5 x 30mm</p> <p>$[1 27/64^{+0.002} -0.002]$ 36mm ±0.05</p>	-50	<p>30mm</p> <p>M30x1.5</p>	<p>M30x1,5</p> <p>$[1 31/16^{+0.004} -0.001]$ Ø30mm</p> <p>$[17/64^{+0.004} -0.001]$ Ø 2.5 x 30mm</p> <p>$[1 27/64^{+0.002} -0.002]$ 36mm ±0.05</p>
-18	<p>90mm</p> <p>1/2" NPT - BROEN-LAB UniFlex™</p>	<p>1/2"</p> <p>$[53/64^{+0.002} -0.001]$ Ø21mm</p> <p>$[17/64^{+0.004} -0.001]$ Ø 2.5 x 30mm</p> <p>$[1 27/64^{+0.002} -0.002]$ 36mm ±0.05</p>	-52	<p>60mm</p> <p>M30x1.5</p>	<p>M30x1,5</p> <p>$[1 31/16^{+0.004} -0.001]$ Ø30mm</p> <p>$[17/64^{+0.004} -0.001]$ Ø 2.5 x 30mm</p> <p>$[1 27/64^{+0.002} -0.002]$ 36mm ±0.05</p>
-02	<p>30mm</p> <p>G1/2" - Ø14,7x6,4 (EN200 type C)</p>	<p>1/2"</p> <p>$[53/64^{+0.002} -0.001]$ Ø21mm</p> <p>$[17/64^{+0.004} -0.001]$ Ø 2.5 x 30mm</p> <p>$[1 27/64^{+0.002} -0.002]$ 36mm ±0.05</p>	-54	<p>90mm</p> <p>M30x1.5</p>	<p>M30x1,5</p> <p>$[1 31/16^{+0.004} -0.001]$ Ø30mm</p> <p>$[17/64^{+0.004} -0.001]$ Ø 2.5 x 30mm</p> <p>$[1 27/64^{+0.002} -0.002]$ 36mm ±0.05</p>
-08	<p>60mm</p> <p>G1/2" - Ø14,7x6,4 (EN200 type C)</p>	<p>1/2"</p> <p>$[53/64^{+0.002} -0.001]$ Ø21mm</p> <p>$[17/64^{+0.004} -0.001]$ Ø 2.5 x 30mm</p> <p>$[1 27/64^{+0.002} -0.002]$ 36mm ±0.05</p>			

<p>Standard length 700mm</p>	<p>Standard length 310mm</p>	<p>Standard length 700mm</p>	<p>Standard length 700mm</p>	<p>Standard length 700mm</p>
No pipe/hose No code	OD 10 mm Code "B"	CU-pipes Code "C"	G3/8" Union nut Code "D"	G 1/2" Union nut Code "E"
				OD 15 mm Code "H"

HEADQUARTER

BROEN-LAB A/S

Drejervaenget 2
5610 Assens
Denmark

Tel. +45 6376 6376

lab@broen-lab.com
broen-lab.com

INTERNATIONAL OFFICES

BROEN-LAB Ltd.

Tel. +44 121 522 4515

lab@broen-lab.com
broen-lab.com

BROEN-LAB Singapore Pte. Ltd.

25 International Business Park
#04-60A German Centre
Singapore 609916

Tel. +65 6298 0662

lab@broen-lab.com
broen-lab.com

BROEN-LAB GmbH

Tel. +45 6376 6376

lab@broen-lab.com
broen-lab.com

BROEN-LAB Sverige AB

Tel. +45 6376 6376

lab@broen-lab.com
broen-lab.com

BROEN-LAB Inc.

15 Constitution Drive
Suite 122
NH 03110
Bedford
USA

Tel. +1 603 310 5089

lab@broen-lab.com
broen-lab.com

BROEN-LAB develops, manufactures and sells Laboratory Fittings, Emergency Shower Systems and Eye Wash Systems into a broad spectrum of laboratories and industrial locations; sectors include Pharmaceutical, Food&Beverage and Academia. Our expertise and product quality ensure optimal solutions compliant to all relevant international norms setting new standards in risk mitigation in modern research and development facilities.

BROEN-LAB offers solutions that ensure the functionality, compliance, hygiene, durability and safety are of the highest priority. For more than 50 years our products have been integrated into a wide variety of workplaces, laboratories, hospitals and industrial locations, with features that are assessed and designed to be flexible, durable and compliant offering a broad range of options tailored to each location. This inherent design integrity provides confidence in the solution adopted wherever in the world these are applied.

BROEN-LAB is a collaboration partner in the design and layout of your next laboratory and it's integrated safety.



BROEN-LAB A/S ISO 9001 certification

In September 1991 BROEN-LAB A/S was certified according to ISO 9001 as one of the first Danish companies. The certification was carried out by Bureau Veritas, Denmark, for our Danish site in Assens.

The quality management system of BROEN-LAB A/S now complies with detailed specifications laid down by the internationally acknowledged EN ISO 9001:2015. This certification will further contribute to reputation for quality and reliability of BROEN-LAB A/S.

BROEN-LAB A/S ISO 14001:2015 certification

In December 2022 we got certified according to ISO 14001 in Environmental certification. The new certification was carried out by Bureau Veritas, Denmark, for Danish site in Assens. The Environment ISO14001 management system of BROEN-LAB A/S is included in internationally acknowledged EN ISO 9001:2015. Both certifications furthermore contribute to reputation for quality and reliability of BROEN-LAB A/S.